

251400Y - Vario Hexamine F20 ml

YSI Inc.

Part Number: 251400Y
Version No: 1.1
Safety Data Sheet according to OSHA HazCom Standard (2024) requirements

Initial Date: 10/12/2018
Revision Date: 10/12/2018
Print Date: 03/13/2026
S.GHS.USA.EN

SECTION 1 Identification

Product Identifier

Product name	251400Y - Vario Hexamine F20 ml
Chemical Name	hexamine
Synonyms	251400Y
Proper shipping name	Hexamethylenetetramine
Chemical formula	Not Applicable
Other means of identification	Not Available

Recommended use of the chemical and restrictions on use

Relevant identified uses	Reagent for water analysis
--------------------------	----------------------------

Name, address, and telephone number of the chemical manufacturer, importer, or other responsible party

Registered company name	YSI Inc.	GFS Chemicals, Inc.
Address	1700/1725 Brannum Ln Yellow Springs OH 45387 United States	PO Box 245 Powell OH 43065 United States
Telephone	(937) 767-7241	740-881-5501 800-858-9682
Fax	Not Available	740-881-5989
Website	www.ysi.com	www.gfschemicals.com
Email	MSDSinfo@ysi.com	service@gfschemicals.com

Emergency phone number

Association / Organisation	CHEMTREC	ChemTrec
Emergency telephone number(s)	(800) 424-9300	800-424-9300
Other emergency telephone number(s)	011 703-527-3887	Not Available

SECTION 2 Hazard(s) identification

Classification of the substance or mixture

Considered a Hazardous Substance by the 2012 OSHA Hazard Communication Standard (29 CFR 1910.1200). Classified as Dangerous Goods for transport purposes.



NFPA 704 diamond



Note: The hazard category numbers found in GHS classification in section 2 of this SDSs are NOT to be used to fill in the NFPA 704 diamond. Blue = Health, Red = Fire, Yellow = Reactivity and White = Special (Oxidizer or water reactive substances)

Classification	Flammable Solids Category 1, Sensitisation (Skin) Category 1
----------------	--

Label elements

Hazard pictogram(s)	 
Signal word	Danger

Hazard statement(s)

H228	Flammable solid.
H317	May cause an allergic skin reaction.

Hazard(s) not otherwise classified

Not Applicable

Precautionary statement(s) Prevention

P210	Keep away from heat, hot surfaces, sparks, open flames and other ignition sources. No smoking.
P240	Ground and bond container and receiving equipment.
P241	Use explosion-proof electrical/ventilating/lighting/intrinsically safe equipment.
P261	Avoid breathing dust/fumes.
P272	Contaminated work clothing must not be allowed out of the workplace.
P280	Wear protective gloves and protective clothing.

Precautionary statement(s) Response

P370+P378	In case of fire: Use water jets to extinguish.
P302+P352	IF ON SKIN: Wash with plenty of water.
P333+P313	If skin irritation or rash occurs: Get medical advice/attention.
P362+P364	Take off contaminated clothing and wash it before reuse.

Precautionary statement(s) Storage

Not Applicable

Precautionary statement(s) Disposal

P501	Dispose of contents/container to authorised hazardous or special waste collection point in accordance with any local regulation.
------	--

No further product hazard information.

SECTION 3 Composition / information on ingredients**Substances**

See section below for composition of Mixtures

Mixtures

CAS No	%[weight]	Name
100-97-0	90-100	<u>hexamine</u>

SECTION 4 First-aid measures**Description of first aid measures**

Eye Contact	<p>If this product comes in contact with eyes:</p> <ul style="list-style-type: none"> ▶ Wash out immediately with water. ▶ If irritation continues, seek medical attention. ▶ Removal of contact lenses after an eye injury should only be undertaken by skilled personnel.
Skin Contact	<p>If skin contact occurs:</p> <ul style="list-style-type: none"> ▶ Immediately remove all contaminated clothing, including footwear. ▶ Flush skin and hair with running water (and soap if available). ▶ Seek medical attention in event of irritation.
Inhalation	<ul style="list-style-type: none"> ▶ If dust is inhaled, remove from contaminated area. ▶ Encourage patient to blow nose to ensure clear passage of breathing. ▶ If irritation or discomfort persists seek medical attention.
Ingestion	<ul style="list-style-type: none"> ▶ Immediately give a glass of water. ▶ First aid is not generally required. If in doubt, contact a Poisons Information Centre or a doctor.

Most important symptoms and effects, both acute and delayed

See Section 11

Indication of any immediate medical attention and special treatment needed

Treat symptomatically.

For acute or short-term repeated exposures to formaldehyde:

INGESTION:

- ▶ Patients present early with severe corrosion of the gastro-intestinal tract and systemic effects.
- ▶ Inflammation and ulceration may progress to strictures.
- ▶ Severe acidosis results from rapid conversion of formaldehyde to formic acid. Coma, hypotension, renal failure and apnoea complicate ingestion.
- ▶ Decontaminate by dilution with milk or water containing ammonium acetate; vomiting should be induced. Follow with gastric lavage using a weak ammonia solution (converts formaldehyde to relatively inert pentamethylenetetramine)
- ▶ Gastric lavage is warranted only in first 15 minutes following ingestion.

SKIN:

- ▶ Formaldehyde can combine with epidermal protein to produce a hapten-protein couple capable of sensitising T-lymphocytes. Subsequent exposures cause a type IV hypersensitivity reaction (i.e allergic contact dermatitis). [*Ellenhorn & Barceloux: Medical Toxicology*]

for irritant gas exposures:

- ▶ the presence of the agent when it is inhaled is evanescent (of short duration) and therefore, cannot be washed away or otherwise removed
- ▶ arterial blood gases are of primary importance to aid in determination of the extent of damage. Never discharge a patient significantly exposed to an irritant gas without obtaining an arterial blood sample.

Continued...

- ▶ supportive measures include suctioning (intubation may be required), volume cycle ventilator support (positive and expiratory pressure (PEEP), steroids and antibiotics, after a culture is taken
 - ▶ If the eyes are involved, an ophthalmologic consultation is recommended
- Occupational Medicine: Third Edition; Zenz, Dickerson, Horvath 1994 Pub: Mosby
- For acute or short term repeated exposures to ammonia and its solutions:
- ▶ Mild to moderate inhalation exposures produce headache, cough, bronchospasm, nausea, vomiting, pharyngeal and retrosternal pain and conjunctivitis. Severe inhalation produces laryngospasm, signs of upper airway obstruction (stridor, hoarseness, difficulty in speaking) and, in excessively, high doses, pulmonary oedema.
 - ▶ Warm humidified air may soothe bronchial irritation.
 - ▶ Test all patients with conjunctival irritation for corneal abrasion (fluorescein stain, slit lamp exam)
 - ▶ Dyspneic patients should receive a chest X-ray and arterial blood gases to detect pulmonary oedema.

SECTION 5 Fire-fighting measures

Extinguishing media

For **SMALL FIRES**:

Dry chemical, CO₂, water spray or foam.

For **LARGE FIRES**:

Water-spray, fog or foam.

Special hazards arising from the substrate or mixture

Fire Incompatibility	
	▶ Avoid contamination with oxidising agents i.e. nitrates, oxidising acids, chlorine bleaches, pool chlorine etc. as ignition may result

Special protective equipment and precautions for fire-fighters

Fire Fighting	<ul style="list-style-type: none"> ▶ Alert Fire Brigade and tell them location and nature of hazard. ▶ Wear breathing apparatus plus protective gloves. ▶ Prevent, by any means available, spillage from entering drains or water course. ▶ Fight fire from a safe distance, with adequate cover. ▶ If safe, switch off electrical equipment until vapour fire hazard removed. ▶ Use water delivered as a fine spray to control fire and cool adjacent area. ▶ Avoid spraying water onto liquid pools. ▶ DO NOT approach containers suspected to be hot. ▶ Cool fire exposed containers with water spray from a protected location. ▶ If safe to do so, remove containers from path of fire.
Fire/Explosion Hazard	<ul style="list-style-type: none"> ▶ Flammable solid which burns and propagates flame easily, even when partly wetted with water. ▶ Any source of ignition, i.e. friction, heat, sparks or flame, may cause fire or explosion. ▶ May burn fiercely ▶ May form explosive mixtures with air. ▶ May REIGNITE after fire is extinguished. ▶ Containers may explode on heating. ▶ Solids may melt and flow when heated or involved in a fire. ▶ Runoff may pollute waterways. ▶ Avoid generating dust, particularly clouds of dust in a confined or unventilated space as dusts may form an explosive mixture with air. Dust clouds generated by the fine grinding of the solid are a particular hazard; accumulations of fine dust may burn rapidly and fiercely if ignited. ▶ Dry dust can be charged electrostatically by turbulence, pneumatic transport, pouring, in exhaust ducts and during transport, thereby providing a source of ignition. ▶ Decomposition products may be irritating, poisonous or corrosive. <p>Combustion products include:</p> <ul style="list-style-type: none"> ▶ carbon monoxide (CO) ▶ carbon dioxide (CO₂) ▶ formaldehyde ▶ nitrogen oxides (NO_x) ▶ other pyrolysis products typical of burning organic material.

SECTION 6 Accidental release measures

Personal precautions, protective equipment and emergency procedures

See section 8

Environmental precautions

See section 12

Methods and material for containment and cleaning up

Minor Spills	<ul style="list-style-type: none"> ▶ Remove all ignition sources. ▶ DO NOT touch or walk through spilled material. ▶ Clean up all spills immediately. ▶ Avoid contact with skin and eyes. ▶ Prevent dust cloud. ▶ With clean shovel (preferably non-sparking) place material into clean, dry container and cover loosely. ▶ Move containers from spill area. ▶ Control personal contact with the substance, by using protective equipment.
Major Spills	<ul style="list-style-type: none"> ▶ Clear area of personnel and move upwind. ▶ Alert Fire Brigade and tell them location and nature of hazard. ▶ DO NOT touch or walk through spilled material. ▶ Control personal contact with the substance, by using protective equipment. ▶ Prevent, by any means available, spillage from entering drains or water course. ▶ No smoking, naked lights or ignition sources. ▶ Increase ventilation. ▶ Stop leak if safe to do so. ▶ Contain or cover with sand, earth or vermiculite. ▶ Use only spark-free shovels and explosion proof equipment.

- ▶ Collect recoverable product into labelled containers for recycling.
- ▶ Collect solid residues and seal in labelled drums for disposal.
- ▶ Wash area with water and dike for later disposal; prevent runoff into drains.
- ▶ After clean up operations, decontaminate and launder all protective clothing and equipment before storing and re-using.
- ▶ If contamination of drains or waterways occurs, advise emergency services.

Personal Protective Equipment advice is contained in Section 8 of the SDS.

SECTION 7 Handling and storage

Precautions for safe handling

Safe handling	<ul style="list-style-type: none"> ▶ Avoid skin contact, including inhalation. ▶ Wear protective clothing when risk of overexposure occurs. ▶ Use in a well-ventilated area. ▶ Prevent concentration in hollows and sumps. ▶ DO NOT enter confined spaces until atmosphere has been checked. ▶ DO NOT allow material to come in direct contact with human skin or eyes. ▶ DO NOT allow material to come in contact with exposed food or food contact surfaces. ▶ Suitable PPE must be worn at all times. ▶ Avoid smoking, naked lights or ignition sources. ▶ When handling, DO NOT eat, drink or smoke. ▶ Avoid contact with incompatible materials. ▶ Keep containers securely sealed when not in use. ▶ Avoid physical damage to containers. ▶ Always wash hands with soap and water after handling. ▶ Working clothes should be laundered separately. Launder contaminated clothing before re-use. ▶ Use good occupational work practice. ▶ Observe manufacturer's storage and handling recommendations contained within this SDS. ▶ Atmosphere should be regularly checked against established exposure standards to ensure safe working conditions are maintained. ▶ Organic powders when finely divided over a range of concentrations regardless of particulate size or shape and suspended in air or some other oxidizing medium may form explosive dust-air mixtures and result in a fire or dust explosion (including secondary explosions) ▶ Minimise airborne dust and eliminate all ignition sources. Keep away from heat, hot surfaces, sparks, and flame. ▶ Establish good housekeeping practices. ▶ Remove dust accumulations on a regular basis by vacuuming or gentle sweeping to avoid creating dust clouds. ▶ Use continuous suction at points of dust generation to capture and minimise the accumulation of dusts. Particular attention should be given to overhead and hidden horizontal surfaces to minimise the probability of a "secondary" explosion. According to NFPA Standard 654, dust layers 1/32 in.(0.8 mm) thick can be sufficient to warrant immediate cleaning of the area. ▶ Do not use air hoses for cleaning. ▶ Minimise dry sweeping to avoid generation of dust clouds. Vacuum dust-accumulating surfaces and remove to a chemical disposal area. Vacuums with explosion-proof motors should be used. ▶ Control sources of static electricity. Dusts or their packages may accumulate static charges, and static discharge can be a source of ignition. ▶ Solids handling systems must be designed in accordance with applicable standards (e.g. NFPA including 654 and 77) and other national guidance. ▶ Do not empty directly into flammable solvents or in the presence of flammable vapors. ▶ The operator, the packaging container and all equipment must be grounded with electrical bonding and grounding systems. Plastic bags and plastics cannot be grounded, and antistatic bags do not completely protect against development of static charges. <p>Empty containers may contain residual dust which has the potential to accumulate following settling. Such dusts may explode in the presence of an appropriate ignition source.</p> <ul style="list-style-type: none"> ▶ Do NOT cut, drill, grind or weld such containers. ▶ In addition ensure such activity is not performed near full, partially empty or empty containers without appropriate workplace safety authorisation or permit.
Other information	<p>FOR MINOR QUANTITIES:</p> <ul style="list-style-type: none"> ▶ Store in an indoor fireproof cabinet or in a room of noncombustible construction. ▶ Provide adequate portable fire-extinguishers in or near the storage area. <p>FOR PACKAGE STORAGE:</p> <ul style="list-style-type: none"> ▶ Store in original containers in approved flame-proof area. ▶ No smoking, naked lights, heat or ignition sources. ▶ DO NOT store in pits, depressions, basements or areas where vapours may be trapped. ▶ Keep containers securely sealed. ▶ Store away from incompatible materials in a cool, dry, well ventilated area. ▶ Protect containers against physical damage and check regularly for leaks. ▶ Protect containers from exposure to weather and from direct sunlight unless: (a) the packages are of metal or plastic construction; (b) the packages are securely closed are not opened for any purpose while in the area where they are stored and (c) adequate precautions are taken to ensure that rain water, which might become contaminated by the dangerous goods, is collected and disposed of safely. ▶ Ensure proper stock-control measures are maintained to prevent prolonged storage of dangerous goods. ▶ Observe manufacturer's storage and handling recommendations contained within this SDS.

Conditions for safe storage, including any incompatibilities

Suitable container	<ul style="list-style-type: none"> ▶ Glass container is suitable for laboratory quantities <p>For low viscosity materials and solids: Drums and jerricans must be of the non-removable head type. Where a can is to be used as an inner package, the can must have a screwed enclosure.</p> <p>For materials with a viscosity of at least 2680 cSt. (23 deg. C):</p> <ul style="list-style-type: none"> ▶ Removable head packaging and ▶ cans with friction closures may be used. <p>-</p> <p>Where combination packages are used, there must be sufficient inert absorbent material to absorb completely any leakage that may occur, unless the outer packaging is a close fitting moulded plastic box and the substances are not incompatible with the plastic. All combination packages for Packing group I and II must contain cushioning material.</p>
Storage incompatibility	<p>Hexamine (hexamethylenetetramine):</p> <ul style="list-style-type: none"> ▶ is hygroscopic and heat sensitive ▶ is weakly basic in aqueous solution ▶ reacts violently with strong oxidisers, sodium peroxide, nitric acid, 1-bromopentaborane(9) (may explode above 194 deg C), cellulose nitrate of high surface area, iodine (deflagrates at 138 deg C), iodoform (may explode above 175 deg C) ▶ may form heat-sensitive explosive materials with digold ketenide ▶ is incompatible with acids, acid halides, acrylates, alcohols, substituted allyls, aldehydes, alkylene oxides, anhydrides including maleic anhydride, cresols, caprolactam solution, epichlorohydrin, epoxides including butyl glycidyl ether, isocyanates, glycols, halogenated organics, ketones, peroxides, phenols, vinyl acetate

251400Y - Vario Hexamine F20 ml

- ▶ may increase explosive sensitivity of nitromethane
 - ▶ may generate flammable hydrogen gas on contact with strong reducing agents including hydrides, nitrides and sulfides
 - ▶ attacks copper and copper alloys
 - ▶ when heated above 200 deg C decomposes producing toxic and corrosive gases including hydrogen cyanide, ammonia and formaldehyde
- Formaldehyde:
- ▶ is a strong reducing agent
 - ▶ may polymerise in air unless properly inhibited (usually with methanol up to 15%) and stored at controlled temperatures
 - ▶ will polymerize with active organic material such as phenol
 - ▶ reacts violently with strong oxidisers, hydrogen peroxide, potassium permanganate, acrylonitrile, caustics (sodium hydroxide, yielding formic acid and flammable hydrogen), magnesium carbonate, nitromethane, nitrogen oxides (especially a elevated temperatures), peroxyformic acid
 - ▶ is incompatible with strong acids (hydrochloric acid forms carcinogenic bis(chloromethyl)ether*), amines, ammonia, aniline, bisulfides, gelatin, iodine, magnesite, phenol, some monomers, tannins, salts of copper, iron, silver.
 - ▶ acid catalysis can produce impurities: methylal, methyl formate
- Aqueous solutions of formaldehyde:
- ▶ slowly oxidise in air to produce formic acid
 - ▶ attack carbon steel
- Concentrated solutions containing formaldehyde are:
- ▶ unstable, both oxidising slowly to form formic acid and polymerising; in dilute aqueous solutions formaldehyde appears as monomeric hydrate (methylene glycol) - the more concentrated the solution the more polyoxymethylene glycol occurs as oligomers and polymers (methanol and amine-containing compounds inhibit polymer formation)
 - ▶ readily subject to polymerisation, at room temperature, in the presence of air and moisture, to form paraformaldehyde (8-100 units of formaldehyde), a solid mixture of linear polyoxymethylene glycols containing 90-99% formaldehyde; a cyclic trimer, trioxane (CH₂O₃), may also form
- Flammable and/or toxic gases are generated by the combination of aldehydes with azo, diazo compounds, dithiocarbamates, nitrides, and strong reducing agents
- *The empirical equation may be used to determine the concentration of bis(chloromethyl)ether (BCME) formed by reaction with HCl:
log(BCME)ppb = -2.25 + 0.67• log(HCHO) ppm + 0.77• log(HCl)ppm
- Assume values for formaldehyde, in air, of 1 ppm and for HCl of 5 ppm, resulting BCME concentration, in air, would be 0.02 ppb.
- For ammonia:
- ▶ Ammonia forms explosive mixtures with oxygen, chlorine, bromine, fluorine, iodine, mercury, platinum and silver.
 - ▶ Fire and/or explosion may follow contact with acetaldehyde, acrolein, aldehydes, alkylene oxides, amides, antimony, boron, boron halides, bromine chloride, chloric acid, chlorine monoxide, o-chloronitrobenzene, 1-chloro-2,4-nitrobenzene, chlorosilane, chloromelamine, chromium trioxide, chromyl chloride, epichlorohydrin, hexachloromelamine, hypochlorites (do NOT mix ammonia with liquid household bleach), isocyanates, nitrogen tetraoxide, nitrogen trichloride, nitril chloride, organic anhydrides, phosphorous trioxide, potassium ferricyanide, potassium mercuric cyanide, silver chloride, stibine, tellurium halides, tellurium hydropentachloride, tetramethylammonium amide, trimethylammonium amide, trioxigen difluoride, vinyl acetate.
 - ▶ Shock-, temperature-, and pressure sensitive compounds are formed with antimony, chlorine, germanium compounds, halogens, heavy metals, hydrocarbons, mercury oxide, silver compounds (azides, chlorides, nitrates, oxides).
 - ▶ Vapours or solutions of ammonia are corrosive to copper, copper alloys, galvanised metal and aluminium. Mixtures of ammonia and air lying within the explosive limits can occur above aqueous solutions of varying strengths.
 - ▶ Avoid contact with sodium hydroxide, iron and cadmium.
 - ▶ Several incidents involving sudden "boiling" (occasionally violent) of a concentrated solution (d, 0.880, 35 wt %) have occurred when screw-capped winchesters are opened. These are attributable to supersaturation of the solution with gas caused by increases in temperature subsequent to preparation and bottling. The effect is particularly marked with winchesters filled in winter and opened in summer.
 - ▶ Ammonia polymerises violently with ethylene oxide.
 - ▶ Ammonia attacks some coatings, plastics and rubber.
 - ▶ Attacks copper, bronze, brass, aluminium, steel and their alloys.
 - ▶ Avoid reaction with oxidising agents

SECTION 8 Exposure controls / personal protection

Control parameters

Occupational Exposure Limits (OEL)

INGREDIENT DATA

Not Available

Emergency Limits


Ingredient	TEEL-1	TEEL-2	TEEL-3
hexamine	55 mg/m3	610 mg/m3	3,600 mg/m3

Ingredient	Original IDLH	Revised IDLH
hexamine	Not Available	Not Available

Exposure controls

Appropriate engineering controls	
	<p>For large scale or continuous use:</p> <ul style="list-style-type: none"> ▶ Spark-free, earthed ventilation system, venting directly to the outside and separate from usual ventilation systems ▶ Provide dust collectors with explosion vents <p>Engineering controls are used to remove a hazard or place a barrier between the worker and the hazard. Well-designed engineering controls can be highly effective in protecting workers and will typically be independent of worker interactions to provide this high level of protection. The basic types of engineering controls are:</p> <p>Process controls which involve changing the way a job activity or process is done to reduce the risk.</p> <p>Enclosure and/or isolation of emission source which keeps a selected hazard "physically" away from the worker and ventilation that strategically "adds" and "removes" air in the work environment. Ventilation can remove or dilute an air contaminant if designed properly. The design of a ventilation system must match the particular process and chemical or contaminant in use.</p> <p>Employers may need to use multiple types of controls to prevent employee overexposure.</p> <ul style="list-style-type: none"> ▶ Local exhaust ventilation is required where solids are handled as powders or crystals; even when particulates are relatively large, a certain proportion will be powdered by mutual friction. ▶ Exhaust ventilation should be designed to prevent accumulation and recirculation of particulates in the workplace. ▶ If in spite of local exhaust an adverse concentration of the substance in air could occur, respiratory protection should be considered. Such protection might consist of: <ul style="list-style-type: none"> (a): particle dust respirators, if necessary, combined with an absorption cartridge; (b): filter respirators with absorption cartridge or canister of the right type; (c): fresh-air hoods or masks ▶ Build-up of electrostatic charge on the dust particle, may be prevented by bonding and grounding.

251400Y - Vario Hexamine F20 ml

	<p>▶ Powder handling equipment such as dust collectors, dryers and mills may require additional protection measures such as explosion venting.</p> <p>Air contaminants generated in the workplace possess varying "escape" velocities which, in turn, determine the "capture velocities" of fresh circulating air required to efficiently remove the contaminant.</p> <table border="1" data-bbox="384 280 1497 414"> <thead> <tr> <th>Type of Contaminant:</th> <th>Air Speed:</th> </tr> </thead> <tbody> <tr> <td>direct spray, spray painting in shallow booths, drum filling, conveyer loading, crusher dusts, gas discharge (active generation into zone of rapid air motion)</td> <td>1-2.5 m/s (200-500 ft/min)</td> </tr> <tr> <td>grinding, abrasive blasting, tumbling, high speed wheel generated dusts (released at high initial velocity into zone of very high rapid air motion).</td> <td>2.5-10 m/s (500-2000 ft/min)</td> </tr> </tbody> </table> <p>Within each range the appropriate value depends on:</p> <table border="1" data-bbox="384 450 1142 607"> <thead> <tr> <th>Lower end of the range</th> <th>Upper end of the range</th> </tr> </thead> <tbody> <tr> <td>1: Room air currents minimal or favourable to capture</td> <td>1: Disturbing room air currents</td> </tr> <tr> <td>2: Contaminants of low toxicity or of nuisance value only</td> <td>2: Contaminants of high toxicity</td> </tr> <tr> <td>3: Intermittent, low production.</td> <td>3: High production, heavy use</td> </tr> <tr> <td>4: Large hood or large air mass in motion</td> <td>4: Small hood-local control only</td> </tr> </tbody> </table> <p>Simple theory shows that air velocity falls rapidly with distance away from the opening of a simple extraction pipe. Velocity generally decreases with the square of distance from the extraction point (in simple cases). Therefore the air speed at the extraction point should be adjusted, accordingly, after reference to distance from the contaminating source. The air velocity at the extraction fan, for example, should be a minimum of 4-10 m/s (800-2000 ft/min) for extraction of crusher dusts generated 2 metres distant from the extraction point. Other mechanical considerations, producing performance deficits within the extraction apparatus, make it essential that theoretical air velocities are multiplied by factors of 10 or more when extraction systems are installed or used.</p>	Type of Contaminant:	Air Speed:	direct spray, spray painting in shallow booths, drum filling, conveyer loading, crusher dusts, gas discharge (active generation into zone of rapid air motion)	1-2.5 m/s (200-500 ft/min)	grinding, abrasive blasting, tumbling, high speed wheel generated dusts (released at high initial velocity into zone of very high rapid air motion).	2.5-10 m/s (500-2000 ft/min)	Lower end of the range	Upper end of the range	1: Room air currents minimal or favourable to capture	1: Disturbing room air currents	2: Contaminants of low toxicity or of nuisance value only	2: Contaminants of high toxicity	3: Intermittent, low production.	3: High production, heavy use	4: Large hood or large air mass in motion	4: Small hood-local control only
Type of Contaminant:	Air Speed:																
direct spray, spray painting in shallow booths, drum filling, conveyer loading, crusher dusts, gas discharge (active generation into zone of rapid air motion)	1-2.5 m/s (200-500 ft/min)																
grinding, abrasive blasting, tumbling, high speed wheel generated dusts (released at high initial velocity into zone of very high rapid air motion).	2.5-10 m/s (500-2000 ft/min)																
Lower end of the range	Upper end of the range																
1: Room air currents minimal or favourable to capture	1: Disturbing room air currents																
2: Contaminants of low toxicity or of nuisance value only	2: Contaminants of high toxicity																
3: Intermittent, low production.	3: High production, heavy use																
4: Large hood or large air mass in motion	4: Small hood-local control only																
<p>Individual protection measures, such as personal protective equipment</p>																	
<p>Eye and face protection</p>	<ul style="list-style-type: none"> ▶ Safety glasses with side shields. ▶ Chemical goggles. [AS/NZS 1337.1, EN166 or national equivalent] ▶ Contact lenses may pose a special hazard; soft contact lenses may absorb and concentrate irritants. A written policy document, describing the wearing of lenses or restrictions on use, should be created for each workplace or task. This should include a review of lens absorption and adsorption for the class of chemicals in use and an account of injury experience. Medical and first-aid personnel should be trained in their removal and suitable equipment should be readily available. In the event of chemical exposure, begin eye irrigation immediately and remove contact lens as soon as practicable. Lens should be removed at the first signs of eye redness or irritation - lens should be removed in a clean environment only after workers have washed hands thoroughly. [CDC NIOSH Current Intelligence Bulletin 59]. 																
<p>Skin protection</p>	<p>See Hand protection below</p>																
<p>Hands/feet protection</p>	<p>NOTE:</p> <ul style="list-style-type: none"> ▶ The material may produce skin sensitisation in predisposed individuals. Care must be taken, when removing gloves and other protective equipment, to avoid all possible skin contact. ▶ Contaminated leather items, such as shoes, belts and watch-bands should be removed and destroyed. <p>The selection of suitable gloves does not only depend on the material, but also on further marks of quality which vary from manufacturer to manufacturer. Where the chemical is a preparation of several substances, the resistance of the glove material can not be calculated in advance and has therefore to be checked prior to the application.</p> <p>The exact breakthrough time for substances has to be obtained from the manufacturer of the protective gloves and has to be observed when making a final choice.</p> <p>Personal hygiene is a key element of effective hand care. Gloves must only be worn on clean hands. After using gloves, hands should be washed and dried thoroughly. Application of a non-perfumed moisturiser is recommended.</p> <p>Suitability and durability of glove type is dependent on usage. Important factors in the selection of gloves include:</p> <ul style="list-style-type: none"> - frequency and duration of contact, - chemical resistance of glove material, - glove thickness and - dexterity <p>Select gloves tested to a relevant standard (e.g. Europe EN 374, US F739, AS/NZS 2161.1 or national equivalent).</p> <ul style="list-style-type: none"> - When prolonged or frequently repeated contact may occur, a glove with a protection class of 5 or higher (breakthrough time greater than 240 minutes according to EN 374, AS/NZS 2161.10.1 or national equivalent) is recommended. - When only brief contact is expected, a glove with a protection class of 3 or higher (breakthrough time greater than 60 minutes according to EN 374, AS/NZS 2161.10.1 or national equivalent) is recommended. <p>Some glove polymer types are less affected by movement and this should be taken into account when considering gloves for long-term use.</p> <ul style="list-style-type: none"> - Contaminated gloves should be replaced. <p>As defined in ASTM F-739-96 in any application, gloves are rated as:</p> <ul style="list-style-type: none"> - Excellent when breakthrough time > 480 min - Good when breakthrough time > 20 min - Fair when breakthrough time < 20 min - Poor when glove material degrades <p>For general applications, gloves with a thickness typically greater than 0.35 mm, are recommended.</p> <p>It should be emphasised that glove thickness is not necessarily a good predictor of glove resistance to a specific chemical, as the permeation efficiency of the glove will be dependent on the exact composition of the glove material. Therefore, glove selection should also be based on consideration of the task requirements and knowledge of breakthrough times.</p> <p>Glove thickness may also vary depending on the glove manufacturer, the glove type and the glove model. Therefore, the manufacturers technical data should always be taken into account to ensure selection of the most appropriate glove for the task.</p> <p>Note: Depending on the activity being conducted, gloves of varying thickness may be required for specific tasks. For example:</p> <ul style="list-style-type: none"> - Thinner gloves (down to 0.1 mm or less) may be required where a high degree of manual dexterity is needed. However, these gloves are only likely to give short duration protection and would normally be just for single use applications, then disposed of. - Thicker gloves (up to 3 mm or more) may be required where there is a mechanical (as well as a chemical) risk i.e. where there is abrasion or puncture potential <p>Gloves must only be worn on clean hands. After using gloves, hands should be washed and dried thoroughly. Application of a non-perfumed moisturiser is recommended.</p> <ul style="list-style-type: none"> ▶ Wear physical protective gloves, e.g. leather. ▶ Wear safety footwear. 																
<p>Body protection</p>	<p>See Other protection below</p>																
<p>Other protection</p>	<ul style="list-style-type: none"> ▶ Overalls. ▶ Eyewash unit. ▶ Barrier cream. ▶ Skin cleansing cream. 																

- ▶ Some plastic personal protective equipment (PPE) (e.g. gloves, aprons, overshoes) are not recommended as they may produce static electricity.
- ▶ For large scale or continuous use wear tight-weave non-static clothing (no metallic fasteners, cuffs or pockets).
- ▶ Non sparking safety or conductive footwear should be considered. Conductive footwear describes a boot or shoe with a sole made from a conductive compound chemically bound to the bottom components, for permanent control to electrically ground the foot an shall dissipate static electricity from the body to reduce the possibility of ignition of volatile compounds. Electrical resistance must range between 0 to 500,000 ohms. Conductive shoes should be stored in lockers close to the room in which they are worn. Personnel who have been issued conductive footwear should not wear them from their place of work to their homes and return.

Respiratory protection

Type -P Filter of sufficient capacity. (AS/NZS 1716 & 1715, EN 143:2000 & 149:2001, ANSI Z88 or national equivalent)

- Respirators may be necessary when engineering and administrative controls do not adequately prevent exposures.
- The decision to use respiratory protection should be based on professional judgment that takes into account toxicity information, exposure measurement data, and frequency and likelihood of the worker's exposure - ensure users are not subject to high thermal loads which may result in heat stress or distress due to personal protective equipment (powered, positive flow, full face apparatus may be an option).
- Published occupational exposure limits, where they exist, will assist in determining the adequacy of the selected respiratory protection. These may be government mandated or vendor recommended.
- Certified respirators will be useful for protecting workers from inhalation of particulates when properly selected and fit tested as part of a complete respiratory protection program.
- Where protection from nuisance levels of dusts are desired, use type N95 (US) or type P1 (EN143) dust masks. Use respirators and components tested and approved under appropriate government standards such as NIOSH (US) or CEN (EU)
- Use approved positive flow mask if significant quantities of dust becomes airborne.
- Try to avoid creating dust conditions.

SECTION 9 Physical and chemical properties

Information on basic physical and chemical properties

Appearance	White		
Physical state	Divided Solid Powder	Relative density (Water = 1)	1.331
Odour	Not Available	Partition coefficient n-octanol / water	Not Available
Odour threshold	Not Available	Auto-ignition temperature (°C)	Not Available
pH (as supplied)	8.5	Decomposition temperature (°C)	Not Available
Melting point / freezing point (°C)	280	Viscosity (cSt)	Not Available
Initial boiling point and boiling range (°C)	Not Available	Molecular weight (g/mol)	Not Available
Flash point (°C)	>100	Taste	Not Available
Evaporation rate	Not Available	Explosive properties	Not Available
Flammability	HIGHLY FLAMMABLE.	Oxidising properties	Not Available
Upper Explosive Limit (%)	Not Available	Surface Tension (dyn/cm or mN/m)	Not Applicable
Lower Explosive Limit (%)	20g/m3	Volatile Component (%vol)	Not Available
Vapour pressure (kPa)	Not Available	Gas group	Not Available
Solubility in water	Miscible	pH as a solution (2%)	Not Available
Vapour density (Air = 1)	Not Available	VOC g/L	Not Available
Heat of Combustion (kJ/g)	Not Available	Ignition Distance (cm)	Not Available
Flame Height (cm)	Not Available	Flame Duration (s)	Not Available
Enclosed Space Ignition Time Equivalent (s/m3)	Not Available	Enclosed Space Ignition Deflagration Density (g/m3)	Not Available
Nanoform Solubility	Not Available	Nanoform Particle Characteristics	Not Available
Particle Size	Not Available		

SECTION 10 Stability and reactivity

Reactivity	See section 7
Chemical stability	<ul style="list-style-type: none"> ▶ Unstable in the presence of incompatible materials. ▶ Product is considered stable. ▶ Hazardous polymerisation will not occur.
Possibility of hazardous reactions	See section 7
Conditions to avoid	See section 7
Incompatible materials	See section 7
Hazardous decomposition products	See section 5

SECTION 11 Toxicological information

Information on toxicological effects

a) Acute Toxicity	Based on available data, the classification criteria are not met.
b) Skin Irritation/Corrosion	Based on available data, the classification criteria are not met.

c) Serious Eye Damage/Irritation	Based on available data, the classification criteria are not met.
d) Respiratory or Skin sensitisation	There is sufficient evidence to classify this material as sensitising to skin or the respiratory system
e) Mutagenicity	Based on available data, the classification criteria are not met.
f) Carcinogenicity	Based on available data, the classification criteria are not met.
g) Reproductivity	Based on available data, the classification criteria are not met.
h) STOT - Single Exposure	Based on available data, the classification criteria are not met.
i) STOT - Repeated Exposure	Based on available data, the classification criteria are not met.
j) Aspiration Hazard	Based on available data, the classification criteria are not met.

Inhaled	<p>The material is not thought to produce adverse health effects or irritation of the respiratory tract (as classified by EC Directives using animal models). Nevertheless, good hygiene practice requires that exposure be kept to a minimum and that suitable control measures be used in an occupational setting.</p> <p>Persons with impaired respiratory function, airway diseases and conditions such as emphysema or chronic bronchitis, may incur further disability if excessive concentrations of particulate are inhaled.</p> <p>If prior damage to the circulatory or nervous systems has occurred or if kidney damage has been sustained, proper screenings should be conducted on individuals who may be exposed to further risk if handling and use of the material result in excessive exposures.</p> <p>The highly irritant properties of ammonia vapour result as the gas dissolves in mucous fluids and forms irritant, even corrosive solutions. Inhalation of the ammonia fumes causes coughing, vomiting, reddening of lips, mouth, nose, throat and conjunctiva while higher concentrations can cause temporary blindness, restlessness, tightness in the chest, pulmonary oedema (lung damage), weak pulse and cyanosis.</p> <p>Inhalation of high concentrations of vapour may cause breathing difficulty, tightness in chest, pulmonary oedema and lung damage. Brief exposure to high concentrations > 5000 ppm may cause death due to asphyxiation (suffocation) or fluid in the lungs.</p> <p>Prolonged or regular minor exposure to the vapour may cause persistent irritation of the eyes, nose and upper respiratory tract. Massive ammonia exposures may produce chronic airway hyperactivity and asthma with associated pulmonary function changes. The average nasal retention of ammonia by human subjects was found to be 83%.</p>
Ingestion	The material has NOT been classified by EC Directives or other classification systems as "harmful by ingestion". This is because of the lack of corroborating animal or human evidence.
Skin Contact	<p>The material is not thought to produce adverse health effects or skin irritation following contact (as classified by EC Directives using animal models). Nevertheless, good hygiene practice requires that exposure be kept to a minimum and that suitable gloves be used in an occupational setting.</p> <p>Open cuts, abraded or irritated skin should not be exposed to this material</p> <p>Entry into the blood-stream, through, for example, cuts, abrasions or lesions, may produce systemic injury with harmful effects. Examine the skin prior to the use of the material and ensure that any external damage is suitably protected.</p>
Eye	Although the material is not thought to be an irritant (as classified by EC Directives), direct contact with the eye may cause transient discomfort characterised by tearing or conjunctival redness (as with windburn). Slight abrasive damage may also result.
Chronic	<p>Skin contact with the material is more likely to cause a sensitisation reaction in some persons compared to the general population.</p> <p>Hexamine (also known as hexamethylenetetramine, HMT or HMTA) is a known skin sensitizer and some individuals develop skin irritation from contact with the solid, vapour or solution.</p> <p>Long term exposure to high dust concentrations may cause changes in lung function i.e. pneumoconiosis, caused by particles less than 0.5 micron penetrating and remaining in the lung.</p>

251400Y - Vario Hexamine F20 ml	TOXICITY	IRRITATION
	Not Available	Not Available
hexamine	TOXICITY	IRRITATION
	dermal (rat) LD50: >2000 mg/kg ^[1]	Eye: no adverse effect observed (not irritating) ^[1]
	Oral (Mouse) LD50: 569 mg/kg ^[2]	Skin: no adverse effect observed (not irritating) ^[1]

Legend:

1. Value obtained from Europe ECHA Registered Substances - Acute toxicity 2. Value obtained from manufacturer's SDS. Unless otherwise specified data extracted from RTECS - Register of Toxic Effect of chemical Substances

HEXAMINE	<p>Allergic reactions involving the respiratory tract are usually due to interactions between IgE antibodies and allergens and occur rapidly. Allergic potential of the allergen and period of exposure often determine the severity of symptoms. Some people may be genetically more prone than others, and exposure to other irritants may aggravate symptoms. Allergy causing activity is due to interactions with proteins. Attention should be paid to atopic diathesis, characterised by increased susceptibility to nasal inflammation, asthma and eczema.</p> <p>Exogenous allergic alveolitis is induced essentially by allergen specific immune-complexes of the IgG type; cell-mediated reactions (T lymphocytes) may be involved. Such allergy is of the delayed type with onset up to four hours following exposure.</p> <p>Formaldehyde generators (releasers) are often used as preservatives. The maximum authorised concentration of free formaldehyde is 0.2% and must be labelled with the warning sign "contains formaldehyde" where the concentration exceeds 0.05%. The use of formaldehyde-releasing preservatives ensures that the level of free formaldehyde in the products is always low but sufficient to inhibit microbial growth - it disrupts metabolism to cause death of the organism. However there is a concern that formaldehyde generators can produce amines capable of causing cancers (nitrosamines) when used in formulations containing amines.</p> <p>Large quantities of hexamine (syn. hexamethylenetetramine, HMT) are used in the foundry, tyre and rubber, and phenol/ formaldehyde resins industries and in other diverse applications. Excessive exposure to solid hexamine or its vapour has been reported to cause dermatitis and respiratory allergies. Although hexamine produces a positive Ames test, most animal studies have shown hexamine to be of very low genetic risk even in very high doses. The effectiveness of hexamine as an antibacterial agent has been attributed to its slow hydrolysis to ammonia and formaldehyde. Concerns have developed in industries which use hexamine at high temperatures over emissions of HCN, NH₃, CO, CO₂, nitrogen oxides, and formaldehyde. The studies reviewed are in general agreement that hexamine thermal decomposition in the temperature range of 300-800 degrees C is characterised by an increase in HCN and a decrease in NH₃ emissions with increasing temperature. At temperatures of 200-300 degrees C hexamine decomposition is reported to produce mainly ammonia and formaldehyde.</p> <p>As the toxicological effects of hexamine appear to be due to the liberation of formaldehyde and its oxidation product, formic acid, much work has been done on formaldehyde and formates as well as on hexamine. The metabolic studies point to rapid conversion of formaldehyde to formate and then at a slower rate to water and carbon dioxide particularly by the liver and the erythrocytes. In man, very little formate is excreted in the urine after its oral ingestion. Only one of many long-term studies in mice conflicts with other studies in this species as well as in the rat. These long-term studies point to a dietary level of 1% hexamine as causing no effect in rodents. The teratogenicity study in dogs revealed a no effect level of 15 mg/kg. Other reproduction studies in rats using dietary levels from 0.1-1% hexamine revealed no adverse effects. Although there is production of local sarcomata in rats at the site of repeated injections, the probability of carcinogenic potential in food additive use appears to be excluded as a result of the findings in adequate studies using oral administration. In addition, the experiments on pregnant and lactating rats indicate the absence of carcinogenic effects in the offspring. However, in vitro formation of nitrosamine has been reported as a result of the interaction of nitrite with hexamethylenetetramine at pH 1-3</p>
-----------------	--

Continued...

	Under acid conditions, or in the presence of proteins, hexamethylenetetramine decomposes gradually yielding ammonia and formaldehyde. There is a theoretical possibility that bis-chloromethyl ethers may be formed in the stomach from the reaction of formaldehyde with chloride ions. However, whilst this occurs readily in the gaseous phase it is much less likely in liquid phases. Because of these chemical and biochemical properties it is pertinent to consider biochemical information on formaldehyde and its metabolite formic acid in relation to the toxicological evaluation of hexamine		
251400Y - Vario Hexamine F20 ml & HEXAMINE	The following information refers to contact allergens as a group and may not be specific to this product. Contact allergies quickly manifest themselves as contact eczema, more rarely as urticaria or Quincke's oedema. The pathogenesis of contact eczema involves a cell-mediated (T lymphocytes) immune reaction of the delayed type. Other allergic skin reactions, e.g. contact urticaria, involve antibody-mediated immune reactions. The significance of the contact allergen is not simply determined by its sensitisation potential: the distribution of the substance and the opportunities for contact with it are equally important. A weakly sensitising substance which is widely distributed can be a more important allergen than one with stronger sensitising potential with which few individuals come into contact. From a clinical point of view, substances are noteworthy if they produce an allergic test reaction in more than 1% of the persons tested.		
Acute Toxicity	✗	Carcinogenicity	✗
Skin Irritation/Corrosion	✗	Reproductivity	✗
Serious Eye Damage/Irritation	✗	STOT - Single Exposure	✗
Respiratory or Skin sensitisation	✓	STOT - Repeated Exposure	✗
Mutagenicity	✗	Aspiration Hazard	✗

Legend: ✗ – Data either not available or does not fill the criteria for classification
 ✓ – Data available to make classification

SECTION 12 Ecological information

Toxicity					
251400Y - Vario Hexamine F20 ml	Endpoint	Test Duration (hr)	Species	Value	Source
		Not Available	Not Available	Not Available	Not Available
hexamine	Endpoint	Test Duration (hr)	Species	Value	Source
	EC50	48h	Crustacea	29868-43390mg/L	4
	NOEC(ECx)	336h	Algae or other aquatic plants	1500mg/L	2
	LC50	96h	Fish	>10000mg/l	2
Legend:	<i>Extracted from 1. IUCLID Toxicity Data 2. Europe ECHA Registered Substances - Ecotoxicological Information - Aquatic Toxicity 3. US EPA, Ecotox database - Aquatic Toxicity Data 4. ECETOC Aquatic Hazard Assessment Data 5. NITE (Japan) - Bioconcentration Data 6. METI (Japan) - Bioconcentration Data 7. Vendor Data</i>				

For Ammonia:

Atmospheric Fate: Ammonia reacts rapidly with available acids (mainly sulfuric, nitric, and sometimes hydrochloric acid) to form the corresponding salts. Ammonia is persistent in the air.

Aquatic Fate: Biodegrades rapidly to nitrate, producing a high oxygen demand. Non-persistent in water (half-life 2 days).

Ecotoxicity: Moderately toxic to fish under normal temperature and pH conditions and harmful to aquatic life at low concentrations. Does not concentrate in food chain.

For Formaldehyde:

Environmental Fate: Formaldehyde is common in the environment as a contaminant of smoke and as photochemical smog. Concentrated solutions containing formaldehyde are unstable and oxidize slowly. In the presence of air and moisture, polymerization takes place readily in concentrated solutions at room temperature to form paraformaldehyde.

Atmospheric Fate: In the atmosphere, formaldehyde both photolysis and reacts with reactive free radicals (primarily hydroxyl radicals). Reaction with nitrate radicals, insignificant during the day, may be an important removal process at night. Air Quality Standards : <0.1 mg/m³ as a 30 min. average, indoor air, non-industrial buildings (WHO guideline).

Aquatic Fate: Due to its solubility, formaldehyde will efficiently transfer to rain and surface water and will biodegrade to low concentrations within days. Adsorption to sediment and volatilization are not expected to be significant routes of biodegradation.

Drinking Water Standard: Formaldehyde: 900 ug/L. (WHO guideline).

Terrestrial Fate: In soil, aqueous solutions of formaldehyde leach through the soil; at high concentrations adsorption to clay minerals may occur. Although biodegradable under both aerobic and anaerobic conditions the fate of formaldehyde in soil is unclear.

Ecotoxicity: Formaldehyde does not bioconcentrate in the food chain.

Persistence and degradability

Ingredient	Persistence: Water/Soil	Persistence: Air
hexamine	HIGH	HIGH

Bioaccumulative potential

Ingredient	Bioaccumulation
hexamine	LOW (LogKOW = -4.15)

Mobility in soil

Ingredient	Mobility
hexamine	LOW (Log KOC = 54.7)

Other adverse effects

No evidence of ozone depleting properties were found in the current literature.


SECTION 13 Disposal considerations

Waste treatment methods

Product / Packaging disposal	<ul style="list-style-type: none"> ▶ Containers may still present a chemical hazard/ danger when empty. ▶ Return to supplier for reuse/ recycling if possible. <p>Otherwise:</p> <ul style="list-style-type: none"> ▶ If container can not be cleaned sufficiently well to ensure that residuals do not remain or if the container cannot be used to store the same product, then puncture containers, to prevent re-use, and bury at an authorised landfill. ▶ Where possible retain label warnings and SDS and observe all notices pertaining to the product. <p>Legislation addressing waste disposal requirements may differ by country, state and/ or territory. Each user must refer to laws operating in their area. In some areas, certain wastes must be tracked.</p> <p>A Hierarchy of Controls seems to be common - the user should investigate:</p> <ul style="list-style-type: none"> ▶ Reduction ▶ Reuse ▶ Recycling ▶ Disposal (if all else fails) <p>This material may be recycled if unused, or if it has not been contaminated so as to make it unsuitable for its intended use. Shelf life considerations should also be applied in making decisions of this type. Note that properties of a material may change in use, and recycling or reuse may not always be appropriate. In most instances the supplier of the material should be consulted.</p> <ul style="list-style-type: none"> ▶ DO NOT allow wash water from cleaning or process equipment to enter drains. ▶ It may be necessary to collect all wash water for treatment before disposal. ▶ In all cases disposal to sewer may be subject to local laws and regulations and these should be considered first. ▶ Where in doubt contact the responsible authority.
------------------------------	--

SECTION 14 Transport information

Labels Required

	
Marine Pollutant	NO

Shipping container, transport vehicle placarding, and labeling may vary from the below information. This depends on the quantity shipped, the applicability of excepted quantity requirements, limited quantity requirements, and/or special provisions according to US DOT, IATA and IMDG regulations. In case of reshipment, it is the responsibility of the shipper to determine the appropriate labels and markings in accordance with applicable transport regulations.

Land transport (DOT)

14.1. UN number or ID number	1328	
14.2. UN proper shipping name	Hexamethylenetetramine	
14.3. Transport hazard class(es)	Class	4.1
	Subsidiary Hazard	Not Applicable
14.4. Packing group	III	
14.5. Environmental hazard	Not Applicable	
14.6. Special precautions for user	Hazard Label	4.1
	Special provisions	A1, IB8, IP3, T1, TP33

Air transport (ICAO-IATA / DGR)

14.1. UN number	1328	
14.2. UN proper shipping name	Hexamethylenetetramine	
14.3. Transport hazard class(es)	ICAO/IATA Class	4.1
	ICAO / IATA Subsidiary Hazard	Not Applicable
	ERG Code	3L
14.4. Packing group	III	
14.5. Environmental hazard	Not Applicable	
14.6. Special precautions for user	Special provisions	A803
	Cargo Only Packing Instructions	449
	Cargo Only Maximum Qty / Pack	100 kg
	Passenger and Cargo Packing Instructions	446
	Passenger and Cargo Maximum Qty / Pack	25 kg
	Passenger and Cargo Limited Quantity Packing Instructions	Y443
	Passenger and Cargo Limited Maximum Qty / Pack	10 kg

Sea transport (IMDG-Code / GGVSee)

14.1. UN number	1328
14.2. UN proper shipping name	HEXAMETHYLENETETRAMINE

14.3. Transport hazard class(es)	IMDG Class	4.1
	IMDG Subsidiary Hazard	Not Applicable
14.4. Packing group	III	
14.5. Environmental hazard	Not Applicable	
14.6. Special precautions for user	EMS Number	F-A, S-G
	Special provisions	Not Applicable
	Limited Quantities	5 kg

14.7. Maritime transport in bulk according to IMO instruments**14.7.1. Transport in bulk according to Annex II of MARPOL and the IBC code**

Not Applicable

14.7.2. Transport in bulk in accordance with MARPOL Annex V and the IMSBC Code

Product name	Group
hexamine	Not Applicable

14.7.3. Transport in bulk in accordance with the IGC Code

Product name	Ship Type
hexamine	Not Applicable

SECTION 15 Regulatory information**Safety, health and environmental regulations / legislation specific for the substance or mixture****hexamine is found on the following regulatory lists**

US - New Jersey Right to Know Hazardous Substances

US DOE Temporary Emergency Exposure Limits (TEELs)

US New York City Community Right-to-Know: List of Hazardous Substances

US Toxic Substances Control Act (TSCA) - Chemical Substance Inventory

Additional Regulatory Information

Not Applicable

Federal Regulations**Superfund Amendments and Reauthorization Act of 1986 (SARA)****Section 311/312 hazard categories**

Flammable (Gases, Aerosols, Liquids, or Solids)	Yes
Gas under pressure	No
Explosive	No
Self-heating	No
Pyrophoric (Liquid or Solid)	No
Pyrophoric Gas	No
Corrosive to metal	No
Oxidizer (Liquid, Solid or Gas)	No
Organic Peroxide	No
Self-reactive	No
In contact with water emits flammable gas	No
Combustible Dust	No
Carcinogenicity	No
Acute toxicity (any route of exposure)	No
Reproductive toxicity	No
Skin Corrosion or Irritation	No
Respiratory or Skin Sensitization	Yes
Serious eye damage or eye irritation	No
Specific target organ toxicity (single or repeated exposure)	No
Aspiration Hazard	No
Germ cell mutagenicity	No
Simple Asphyxiant	No
Hazards Not Otherwise Classified	No

US. EPA CERCLA Hazardous Substances and Reportable Quantities (40 CFR 302.4)

None Reported

US. EPCRA Section 313 Toxic Release Inventory (TRI) (40 CFR 372)

None Reported

Additional Federal Regulatory Information

Not Applicable

State Regulations**US. California Proposition 65**

None Reported

Additional State Regulatory Information

Not Applicable

National Inventory Status

National Inventory	Status
Australia - AIIC / Australia Non-Industrial Use	Yes
Canada - DSL	Yes
Canada - NDSL	No (hexamine)
China - IECSC	Yes
Europe - EINEC / ELINCS / NLP	Yes
Japan - ENCS	Yes
Korea - KECI	Yes
New Zealand - NZIoC	Yes
Philippines - PICCS	Yes
USA - TSCA	All chemical substances in this product have been designated as TSCA Inventory 'Active'
Taiwan - TCSI	Yes
Mexico - INSQ	Yes
Vietnam - NCI	Yes
Russia - FBEPH	Yes
UAE - Control List (Banned/Restricted Substances)	No (hexamine)
Legend:	Yes = All CAS declared ingredients are on the inventory No = One or more of the CAS listed ingredients are not on the inventory. These ingredients may be exempt or will require registration.

SECTION 16 Other information

Revision Date	10/12/2018
Initial Date	10/12/2018

Other information

The SDS is a Hazard Communication tool and should be used to assist in the Risk Assessment. Many factors determine whether the reported Hazards are Risks in the workplace or other settings. Risks may be determined by reference to Exposures Scenarios. Scale of use, frequency of use and current or available engineering controls must be considered.

Definitions and abbreviations

- ▶ PC - TWA: Permissible Concentration-Time Weighted Average
- ▶ PC - STEL: Permissible Concentration-Short Term Exposure Limit
- ▶ IARC: International Agency for Research on Cancer
- ▶ ACGIH: American Conference of Governmental Industrial Hygienists
- ▶ STEL: Short Term Exposure Limit
- ▶ TEEL: Temporary Emergency Exposure Limit,
- ▶ IDLH: Immediately Dangerous to Life or Health Concentrations
- ▶ ES: Exposure Standard
- ▶ OSF: Odour Safety Factor
- ▶ NOAEL: No Observed Adverse Effect Level
- ▶ LOAEL: Lowest Observed Adverse Effect Level
- ▶ TLV: Threshold Limit Value
- ▶ LOD: Limit Of Detection
- ▶ OTV: Odour Threshold Value
- ▶ BCF: BioConcentration Factors
- ▶ BEI: Biological Exposure Index
- ▶ DNEL: Derived No-Effect Level
- ▶ PNEC: Predicted no-effect concentration
- ▶ MARPOL: International Convention for the Prevention of Pollution from Ships
- ▶ IMSBC: International Maritime Solid Bulk Cargoes Code
- ▶ IGC: International Gas Carrier Code
- ▶ IBC: International Bulk Chemical Code

- ▶ AIIC: Australian Inventory of Industrial Chemicals
- ▶ DSL: Domestic Substances List
- ▶ NDSL: Non-Domestic Substances List
- ▶ IECSC: Inventory of Existing Chemical Substance in China
- ▶ EINECS: European Inventory of Existing Commercial chemical Substances

- ▶ ELINCS: European List of Notified Chemical Substances
- ▶ NLP: No-Longer Polymers
- ▶ ENCS: Existing and New Chemical Substances Inventory
- ▶ KECI: Korea Existing Chemicals Inventory
- ▶ NZIoC: New Zealand Inventory of Chemicals
- ▶ PICCS: Philippine Inventory of Chemicals and Chemical Substances
- ▶ TSCA: Toxic Substances Control Act
- ▶ TCSI: Taiwan Chemical Substance Inventory
- ▶ INSQ: Inventario Nacional de Sustancias Químicas
- ▶ NCI: National Chemical Inventory
- ▶ FBEPH: Russian Register of Potentially Hazardous Chemical and Biological Substances

YSI sells this product under agreement with the original manufacturer. YSI assumes no legal liability or responsibility for the accuracy, completeness or usefulness of any information set forth in this SDS. YSI, a Xylem brand cannot anticipate all conditions under which this information and its product, or the products of other manufacturers in combination with its product, may be used. It is the user's responsibility to ensure safe conditions for handling, storage and disposal of the product, and to assume liability for loss, injury, damage or expense due to improper use. The information in the sheet was written based on the best knowledge and experience currently available.
Powered by AuthorITe, from Chemwatch.